








# ADHESIVES/CEMENTS



Adhesives..... 116  
Band Cements ..... 120  
Etchant Gels ..... 123  
Conditioners..... 123  
Auxiliaries..... 124

| ITEM   | DESCRIPTION  | CATALOGUE NO.   |
|--|--|---|
|    | <p><b>Illuminate™ Light-Cure (LC) Adhesive with Fluoride</b><br/>                     Adhesive sets when exposed to curing light, allowing precise placement. Uses less adhesive. Easy clean up prior to curing. Metal brackets cure in 20 to 30 seconds each. Aesthetic brackets cure in 10 to 15 seconds each. No refrigeration required.</p> <p><b>Illuminate Light-Cure (LC) Kit (Starts approximately 13 cases)</b><br/>                     Kit Includes:</p> <ul style="list-style-type: none"> <li>• 40 Light-Cure Adhesive Paste Unit Dose Tips (.35 grams each)</li> <li>• 1 Bottle of Primer (7ml each)</li> <li>• 2 Gel Etch Syringes (4 grams each)</li> <li>• 40 Brushes</li> <li>• 1 Mixing Pad</li> <li>• 1 Unit Dose Syringe</li> </ul> <p><b>LC Reorder Components</b><br/>                     40 Light-Cure Adhesive Paste Unit Dose Tips (.35 grams each)<br/>                     1 Bottle of Primer (7ml each)<br/>                     1 Bottle of Gel Etch (7ml each)<br/>                     2 Syringes (5 grams each)<br/>                     2 Brush Holders, 100 Brush Tips</p> | <p><b>471-050</b></p> <p><b>471-051</b><br/> <b>471-052</b><br/> <b>480-004</b><br/> <b>471-054</b><br/> <b>471-008</b></p> |
|  | <p><b>Mini Illuminate Light-Cure (LC) Kit</b><br/>                     Kit includes:</p> <ul style="list-style-type: none"> <li>• 1 Syringe of Light-Cure Adhesive (5 grams)</li> <li>• 1 Bottle of Primer (3 ml)</li> <li>• 1 Bottle of Gel Etch (7 ml)</li> <li>• 25 Brushes</li> <li>• 1 Mixing Pad</li> <li>• 2 Spatulas</li> </ul>  | <p><b>471-053</b></p>   |

| ITEM  | DESCRIPTION  | CATALOGUE NO.   |
|---|--|---|
|  | <p><b>Fuji ORTHO™ Automix Light-Cure (LC) Bracket Adhesive with Fluoride</b><br/>           The Automix System simplifies application – ensuring a perfect mix each time. With the Automix System there is no need for hand mixing or an amalgamator. The adhesive mixes while it dispenses making application and preparation easy and stress free.</p> <p><b>Longer working time</b></p> <ul style="list-style-type: none"> <li>• Five full minutes of working time</li> </ul> <p><b>Always the perfect mix</b></p> <ul style="list-style-type: none"> <li>• Automix system makes preparation stress free, no measuring or hand mixing needed</li> </ul> <p><b>No white spots</b></p> <ul style="list-style-type: none"> <li>• Resin-reinforced orthodontic glass-ionomer adhesive - provides a long-term fluoride release which aides in the prevention of white spot lesions</li> </ul> <p><b>Moisture tolerant</b></p> <ul style="list-style-type: none"> <li>• Wet field compatibility</li> </ul> <p><b>Blue colour for bands</b></p> <ul style="list-style-type: none"> <li>• Makes cement easier to distinguish from the tooth surface for easy removal</li> </ul> <p><b>Fuji Ortho Automix Light-Cure (LC) Starter Kit (Starts approximately 13 cases)</b></p> <p>Kit Includes:</p> <ul style="list-style-type: none"> <li>• 1 Paste Pak Cartridge (13.3 grams)</li> <li>• 1 Paste Pak Dispenser</li> <li>• 2 Ortho Gel Conditioner Syringes (1.4 grams each)</li> <li>• 20 Automix Mixing Tips</li> <li>• 5 Brushes for Conditioner</li> </ul> | <p><b>480-138</b></p>   |
|   | <p><b>Fuji Ortho Automix Light-Cure (LC) Set (Starts approximately 13 cases)</b></p> <p>Kit Includes:</p> <ul style="list-style-type: none"> <li>• 1 Paste Pak Cartridge (13.3 grams)</li> <li>• 2 Ortho Gel Conditioner Syringes (1.4 grams each)</li> <li>• 20 Automix Mixing Tips</li> <li>• 15 Brushes for Conditioner</li> </ul>  | <p><b>480-139</b></p>   |
|   | <p><b>Automix (LC) Reorder Components</b></p> <p>2 Paste Pak Cartridges (13.3 grams each)</p> <p>20 Automix Mixing Tips</p> <p>3 Ortho Gel Conditioner Syringes (1.4 grams each) with 25 Brushes for Conditioner</p>   | <p><b>480-140</b><br/> <b>480-144</b><br/> <b>480-141</b></p> |

| ITEM  | DESCRIPTION   | CATALOGUE NO.   |
|---|---|---|
|    | <p><b>Fuji Ortho Light-Cure (LC) Bonding Adhesives with Fluoride</b></p> <p>This light-cured resin modified glass-ionomer adhesive is suited for all bonding procedures. Placement in a moist field simplifies application and bonding. Light cures in as little as 40 seconds. Releases fluoride to help prevent decalcification. Pre-capsulation produces ideal bonding consistency in every mix. Bonding procedures can be performed more easily and efficiently.</p> <p><b>Intro LC Kit (starts approx. 14 cases)</b></p> <p>Kit includes:</p> <ul style="list-style-type: none"> <li>• Powder (15 grams)</li> <li>• Liquid (8 grams)</li> <li>• 1 Mixing Pad</li> <li>• 1 Measuring Spoon</li> </ul> <hr/> <p><b>Standard LC Kit (starts approx. 34 cases)</b></p> <p>Kit includes:</p> <ul style="list-style-type: none"> <li>• Powder (40 grams)</li> <li>• Liquid (16 grams)</li> <li>• 1 Mixing Pad</li> <li>• 1 Measuring Spoon</li> </ul> <hr/> <p><b>Intro and Standard LC Reorder Components</b></p> <p>Conditioner (25 grams) <b>480-108</b><br/>           Powder (40 grams) <b>480-106</b><br/>           Liquid (8 grams) <b>480-107</b></p> | <p><b>480-101</b></p> <p><b>480-102</b></p> <p><b>480-108</b><br/><b>480-106</b><br/><b>480-107</b></p> |
|  | <p><b>LC Capsules Starter Kit (starts approx. 25 cases)</b></p> <p>Pre-capsulation produces ideal bonding consistency in every mix.</p> <p>Kit includes:</p> <ul style="list-style-type: none"> <li>• 50 Pre-measured and Sealed Capsules (that can be activated in an amalgamator)</li> <li>• 1 Metal Capsule Applier</li> <li>• 1 Bottle of Conditioner</li> </ul> <p><b>LC Capsule Reorder Components</b></p> <p>Capsules Refill Packages (50 capsules/starts approx. 25 cases) <b>480-131</b><br/>           Metal Capsule Applier <b>480-132</b></p>   | <p><b>480-133</b></p> <p><b>480-131</b><br/><b>480-132</b></p>  |





| ITEM  | DESCRIPTION  | CATALOGUE NO.                     |         |                        |         |            |         |                |         |             |         |        |         |
|---|--|-----------------------------------|---------|------------------------|---------|------------|---------|----------------|---------|-------------|---------|--------|---------|
|    | <p><b>Advantage™ Self-Cure No-Mix Direct Bond Adhesive</b></p> <p>One-paste system sets on contact with consistent mixing procedures and minimal waste. Reduces bracket flotation and facilitates more precise bracket placement. No refrigeration required.</p>   | 480-121                           |         |                        |         |            |         |                |         |             |         |        |         |
|   | <p><b>Advantage Self-Cure No Mix Kit (Compules)</b></p> <p>Kit includes:</p> <ul style="list-style-type: none"> <li>• Adhesive Paste in Pre-loaded Compules (14 grams)</li> <li>• Bottle of Primer (12 ml)</li> <li>• Bottle of Etching Agent (7 ml)</li> <li>• 50 Disposable Brushes</li> <li>• 6 Pads</li> </ul>   | 480-000                           |         |                        |         |            |         |                |         |             |         |        |         |
|   | <p><b>Advantage Self-Cure No Mix Kit (Jar)</b></p> <p>Kit includes:</p> <ul style="list-style-type: none"> <li>• Adhesive Paste in Jar (14 grams)</li> <li>• Bottle of Primer (12 ml)</li> <li>• Bottle of Etching Agent (7 ml)</li> <li>• 50 Disposable Brushes</li> <li>• 6 Pads</li> </ul>  | 480-001                           |         |                        |         |            |         |                |         |             |         |        |         |
|   | <p><b>Advantage Reorder Components</b></p> <table border="1"> <tr> <td>Paste Compules (40 tips/14 grams)</td> <td>480-005</td> </tr> <tr> <td>1 Paste Jar (14 grams)</td> <td>480-003</td> </tr> <tr> <td>50 Brushes</td> <td>480-007</td> </tr> <tr> <td>Primer (12 ml)</td> <td>480-002</td> </tr> <tr> <td>Etch (7 ml)</td> <td>480-004</td> </tr> <tr> <td>6 Pads</td> <td>480-006</td> </tr> </table> | Paste Compules (40 tips/14 grams) | 480-005 | 1 Paste Jar (14 grams) | 480-003 | 50 Brushes | 480-007 | Primer (12 ml) | 480-002 | Etch (7 ml) | 480-004 | 6 Pads | 480-006 |
| Paste Compules (40 tips/14 grams)   | 480-005  |                                   |         |                        |         |            |         |                |         |             |         |        |         |
| 1 Paste Jar (14 grams)  | 480-003  |                                   |         |                        |         |            |         |                |         |             |         |        |         |
| 50 Brushes  | 480-007  |                                   |         |                        |         |            |         |                |         |             |         |        |         |
| Primer (12 ml)  | 480-002  |                                   |         |                        |         |            |         |                |         |             |         |        |         |
| Etch (7 ml)   | 480-004  |                                   |         |                        |         |            |         |                |         |             |         |        |         |
| 6 Pads  | 480-006  |                                   |         |                        |         |            |         |                |         |             |         |        |         |
|  | <p><b>Mini Advantage Self-Cure No-Mix Adhesive Kit (Jar)</b></p> <p>Kit includes:</p> <ul style="list-style-type: none"> <li>• Adhesive Paste (5 grams)</li> <li>• Primer (6ml)</li> <li>• Etchant (7ml)</li> <li>• Brush Tip Holder</li> <li>• 25 Brush Tips</li> <li>• 25 Spatulas</li> <li>• 1 Mixing Pad</li> </ul>  | 480-020                           |         |                        |         |            |         |                |         |             |         |        |         |
|  | <p><b>Advantage Self-Cure Adhesive Kit</b></p> <p>This kit offers the same <i>Advantage</i> Paste in preloaded full syringes rather than separate syringe tips. Provides the practitioner with an easier, more economical way to utilize the <i>Advantage</i> System.</p>  |                                   |         |                        |         |            |         |                |         |             |         |        |         |
|   | <p><b>Advantage Self-Cure Kit (4 Syringes)</b></p> <p>Kit includes:</p> <ul style="list-style-type: none"> <li>• 4 Syringes of <i>Advantage</i> Paste (3.5 grams each)</li> <li>• 1 Bottle of Primer (12 ml)</li> <li>• 1 Bottle of Etch (7 ml)</li> <li>• 50 Brushes</li> <li>• 1 Pad</li> </ul>  | 480-000S                          |         |                        |         |            |         |                |         |             |         |        |         |
|   | <p><b>Advantage Self-Cure Reorder Components</b></p> <p>2 Syringes of <i>Advantage</i> Paste (3.5 grams each)</p>  | 480-000SP                         |         |                        |         |            |         |                |         |             |         |        |         |

## ADHESIVES / BAND CEMENTS

| ITEM   | DESCRIPTION  | CATALOGUE NO.   |
|--|--|---|
|    | <p><b>Fuji ORTHO Self-Cure (SC) Bonding Adhesives with Fluoride (Bond in Moist Field)</b></p> <p>This self-cured resin modified glass ionomer adhesive is ideally suited for bonding brackets. Placement in a moist field simplifies application and bonding procedures. Fluoride release helps prevent against decalcification and decay. Can be used with an etch or non-etch technique. As a self-curing adhesive, it is particularly useful in bonding situations in which light curing is neither possible nor desired.</p> <p><b>Fuji ORTHO Standard SC Kit (starts approx. 34 cases)</b></p> <p>Kit includes:</p> <ul style="list-style-type: none"> <li>• 1 Bottle of Powder (40 grams)</li> <li>• 2 Bottles of Liquid (8 grams, 6.8 ml each)</li> <li>• 1 Scoop</li> <li>• 1 Mixing Pad</li> </ul> <p><b>Fuji ORTHO SC Reorder Components</b></p> <p>Powder (40 grams)<br/>Liquid (8 grams)<br/>Conditioner (25 grams)</p>  | <p>480-121</p> <p>480-126<br/>480-127<br/>480-108</p> |
|  | <p><b>Fuji Ortho Automix Light-Cure Band Cement with Fluoride</b></p> <p>Makes bonding faster and easier, the Automix systems dispenses the exact ratio so there is a perfect mix every time. Application is stress free with no need to measure, mix, or etch and paste placement is in a wet field.</p> <p><b>Longer working time</b></p> <ul style="list-style-type: none"> <li>• Five full minutes of working time</li> </ul> <p><b>Always the perfect mix</b></p> <ul style="list-style-type: none"> <li>• Automix system makes preparation stress free, no measuring or hand mixing needed</li> </ul> <p><b>No white spots</b></p> <ul style="list-style-type: none"> <li>• Resin-reinforced orthodontic glass-ionomer adhesive - provides a long-term fluoride release which aides in the prevention of white spot lesions</li> </ul> <p><b>Moisture tolerant</b></p> <ul style="list-style-type: none"> <li>• Wet field compatibility</li> </ul> <p><b>Blue colour for bands</b></p> <ul style="list-style-type: none"> <li>• Makes cement easier to distinguish from the tooth surface for easy removal</li> </ul> <p><b>Fuji Ortho Automix Light-Cure Band Cement Starter Kit (enough to cement 56 bands)</b></p> <p>Kit Includes:</p> <ul style="list-style-type: none"> <li>• 2 Paste Pak Cartridges (13.3 grams each)</li> <li>• 1 Paste Pak Dispenser</li> <li>• 20 Automix Mixing Tips</li> </ul> <p><b>Fuji Ortho Automix Light-Cure Band Cement Reorder Components</b></p> <p>2 Paste Pak Cartridges (13.3 grams each) and 1 Mixing Pad</p> | <p>480-142</p> <p>480-143</p>                         |








| ITEM   | DESCRIPTION   | CATALOGUE NO.   |
|--|---|---|
|   | <p><b>Fuji ORTHO Band Cement Self-Cure (SC)</b><br/>           Makes bonding faster and easier – the dispenser produces two pastes to the exact ratio so a strong bond can be achieved every time. The doctor or assistant mixes the paste for 15 seconds to a smooth, creamy consistency. The paste stays in place without running and is good for up to 3½ minutes. No etching is required and paste is placed in a wet field. Each kit contains enough paste to cement approximately 62 bands.</p> <p><b>Fuji ORTHO Band Cement Self-Cure Kit (enough to cement 62 bands)</b><br/>           Kit includes:</p> <ul style="list-style-type: none"> <li>• 2 Paste Pak Cartridges (13.3 grams each)</li> <li>• 1 Paste Pak Dispenser</li> <li>• 1 Mixing Pad</li> <li>• 1 Mixing Spatula</li> </ul> <p><b>Fuji ORTHO Band Cement Self-Cure Reorder Components</b><br/>           2 Paste Pak Cartridges (13.3 grams each)<br/>           1 Paste Pak Dispenser</p>  | <p><b>480-135</b></p> <p><b>480-136</b><br/> <b>480-137</b></p>   |
|  | <p><b>Fascinate™ Glass-Ionomer Self-Cure (SC) Band Cement with Fluoride</b><br/>           Provides remarkable bond strength while releasing fluoride during treatment to help prevent decalcification beneath bands or bonding pads. Safe and easy to use. The liquid/powder formula produces a matrix that chemically bonds to tooth enamel. No acid etching is required. Impervious to water and once dry, will not wash out during treatment. May also be used as a direct bond bracket sealant. Set-up time is 5-7 minutes.</p> <p><b>Fascinate Kit</b><br/>           Kit includes:</p> <ul style="list-style-type: none"> <li>• Powder (15 grams)</li> <li>• Liquid (15 ml)</li> <li>• 1 Spatula</li> <li>• 1 Mixing Pad</li> </ul> <p><b>Fascinate Value Kit</b><br/>           Kit includes:</p> <ul style="list-style-type: none"> <li>• Powder (50 grams)</li> <li>• Liquid (55 ml)</li> <li>• 1 Spatula</li> <li>• 1 Mixing Pad</li> </ul> <p><b>Fascinate Reorder Components</b><br/>           Powder (15 grams)<br/>           Powder (50 grams)<br/>           Liquid (15 ml)<br/>           Liquid (55 ml)</p> | <p><b>470-150</b></p> <p><b>470-155</b></p> <p><b>470-152</b><br/> <b>470-156</b><br/> <b>470-154</b><br/> <b>470-157</b></p> |

**BAND CEMENTS / ETCHANT GELS**

| ITEM  | DESCRIPTION   | CATALOGUE NO.  |
|---|---|--|
|    | <p><b>Lightform™ Twin-Paste, Dual Cure Band Cement</b><br/>Sets in 30 seconds by light-activated curing or 8 minutes by auto-curing. Consistent mixing viscosity. Strong metal-to-cement retention provides great stability throughout treatment.</p> <p><b>Lightform Kit</b><br/>Kit includes:</p> <ul style="list-style-type: none"> <li>• 1 Catalyst Paste Syringe (6 grams)</li> <li>• 1 Base Paste Syringe (6 grams)</li> <li>• 1 Spatula</li> <li>• 1 Mixing Pad</li> </ul> <p><b>Lightform Value Kit</b><br/>Kit includes:</p> <ul style="list-style-type: none"> <li>• 3 Catalyst Paste Syringes (6 grams each)</li> <li>• 3 Base Paste Syringe (6 grams each)</li> <li>• 3 Spatulas</li> <li>• 3 Mixing Pads</li> </ul> <p>*All <i>Lightform</i> components require 72°F/22°C or lower refrigeration.</p> <p><b>Lightform Reorder Components</b><br/>Catalyst Paste Syringe (6 grams)<br/>Base Paste Syringe (6 grams)</p> | <p><b>470-130</b></p> <p><b>470-131</b></p> <p><b>470-132</b><br/><b>470-133</b></p> |
|  | <p><b>EZ Etch™ Swabs</b><br/>Single-Use Liquid Etchant Dispenser / Applicators.</p> <ul style="list-style-type: none"> <li>• 37% Phosphoric Acid etch.</li> <li>• 25 pre-dosed "swab" dispenser/applicators.</li> <li>• Eliminates the need for dispensing wells, mixing pads, applicator brushes, cotton or sponge pellets and forceps.</li> <li>• Reduces bonding procedure set-up time.</li> <li>• Each swab contains a sufficient amount to etch all teeth in a typical bonding procedure</li> <li>• Individually wrapped in cellophane</li> </ul>  | <p><b>470-163</b></p>  |
|  | <p><b>Mini Sponge Applicators (200 Sponges in Plastic Jar)</b><br/>Specially designed for application of liquids, etches, and resins to teeth. Using tweezers, each sponge can be picked out from premoistened jar and dipped in liquid before applying to desired area. Mini sponges may be used during bonding to apply etchant or any liquid, such as primers, conditioners, etc.</p>  | <p><b>480-015</b></p>  |
|  | <p><b>Gel Etch Econo-Syringe</b><br/>Green coloured etch is the same 37% phosphoric acid formula as above, but dispensed from large 12 gram syringe. 25 disposable plastic tips are included with each syringe.</p>   | <p><b>470-162</b></p>  |

## ETCHANT GELS / CONDITIONERS / AUXILIARIES

| ITEM  | DESCRIPTION  | CATALOGUE NO.                            |
|---|--|--|
|    | <p><b>Ortho-Ease™ Blue Gel Etch Syringe Kit</b></p> <p>Water soluble gel that simplifies the etching process. The syringe allows ease in application in hard to reach places. The blue gel is visible on teeth for precise placement with minimal waste. Gel etch is 37% phosphoric acid. Each syringe kit comes with 20 bendable and disposable wire tips.</p> <p>Kit includes:</p> <ul style="list-style-type: none"> <li>• 4 Gel Etch Syringes</li> <li>• 20 Disposable Syringe Tips</li> </ul> | 470-160                                  |
|    | <p><b>Fuji ORTHO Gel Conditioner</b></p> <p>This gel conditioner is 20% polyacrylic acid, and is designed to mildly condition enamel. For easy application, the conditioner is available in syringes, with 25 disposable brush tips (3 syringes, 1.4 grams each, 25 tips).</p>   | 480-141                                  |
|   | <p><b>Power Bond™ O.L.C. Light-Cured Bonding Conditioner</b></p> <p>Increases bond strength dramatically. Ideal for bonding to acrylic, composite or metal surfaces or any enamel surface where maximum adhesion is desired. Pre-mixed, one-step conditioner should be brushed on dry etched enamel prior to applying adhesive. This conditioner ensures a strong bond.</p> <p><i>Power Bond O.L.C. (7 grams)</i></p>  | 471-062                                  |
|  | <p><b>Advantage Porcelain Bonding Conditioner</b></p> <p>Prepares dental porcelain for metal or ceramic bond brackets. Primer is a saline coupling agent which helps to chemically bond the adhesive to the porcelain.</p> <p>Porcelain Conditioner (16cc)</p>   | 480-013                                  |
|  | <p><b>Plastic Bracket Conditioner</b></p> <p>Prepares plastic brackets for direct bonding. Brush on base prior to applying adhesive. Provides a strong bond between the bracket base and adhesive. Must be refrigerated when not in use. (10cc)</p>  | 470-170                                  |
|  | <p><b>Cheek Retractors</b></p> <p>For treatment with teeth in open or closed bite. Self-retaining. Can be cold sterilized. Excellent for photography.</p> <ul style="list-style-type: none"> <li>• Adult Cheek Retractors (2 per pack)</li> <li>• Teen Cheek Retractors (2 per pack)</li> <li>• Pado Cheek Retractors (2 per pack)</li> <li>• Assortment Pack (one of each size)</li> </ul>  | 300-020<br>300-022<br>300-021<br>300-023 |
|  | <p><b>Adjustable Cheek Retractors</b></p> <p>Unique bow design allows adjustment to ensure comfortable fit. Can withstand temperatures up to 450°F. Fully sterilizable.</p>  | 300-015                                  |

| ITEM  | DESCRIPTION  | CATALOGUE NO.                          |
|---|--|--|
|    | <p><b>Lip Retractors</b></p> <p>Transparent plastic lip retractors have long handles so they can be held easily. Excellent for photography. Rounded edges. Can be cold sterilized. (2 per pack)</p> <ul style="list-style-type: none"> <li>• Standard Lip Retractors</li> <li>• Mini Lip Retractors</li> </ul>   | <p>300-025<br/>300-026</p>             |
|    | <p><b>Double End Lip Retractors</b></p> <p>Features both a pedo and teen/adult size. Comfortable and easy to hold, yet allows an excellent field of vision for treatment and photographs. Can withstand temperatures of 370°F/188°C. Amber tint identifies it as an autoclavable plastic instrument. (2 per pack)</p>  | <p>300-027</p>                         |
|    | <p><b>Photo Lip Retractor</b></p> <p>One-piece clear plastic retractor has both an anatomical small and large end. Either end is used to push the front lip out of the way to easily photograph the mouth. Cold sterilization only.</p>  | <p>300-028</p>                         |
|   | <p><b>Combo Cheek Expander</b></p> <p>Perform two tasks at once; expand the cheeks while simultaneously depressing the tongue for unrestricted access to the whole mouth. Can withstand temperatures of 370°F/188°C. Amber tint identifies it as an autoclavable plastic instrument.</p> <ul style="list-style-type: none"> <li>• Small</li> <li>• Medium</li> <li>• Large</li> </ul>  | <p>300-016<br/>300-017<br/>300-018</p> |
|  | <p><b>Tongue Shield – Latex Free (Pink, 3 per pack)</b></p> <p>Combination of two bite blocks and a vertical shield. The shield prevents the tongue from touching the lingual surface of the anterior teeth. Center hole allows for insertion of saliva ejector. Excellent during bonding procedures. Can be cold sterilized.</p> <ul style="list-style-type: none"> <li>• Adult/Teen</li> <li>• Child/Pedo</li> </ul>   | <p>300-030<br/>300-031</p>             |
|   | <p><b>Disposable Tongue Block</b></p> <p>Available in two sizes to accommodate pedo or teen/adults. These strawberry scented tongue blocks keep the mouth open, with the jaw muscles in a relaxed state while keeping the tongue away from the bonding area. Designed with comfort and convenience in mind, these blocks are soft enough to trim with scissors if needed and feature openings to accommodate the Saliva Ejector (optional) and its companion Adapter Tube (optional).</p> <ul style="list-style-type: none"> <li>• Small (20 per pack)</li> <li>• Medium (20 per pack)</li> </ul>                    | <p>300-032<br/>300-033</p>             |
|  | <p><b>Disposable Saliva Ejector and Adapter Tube Attachments for Disposable Tongue Block (3 per pack)</b></p> <p>The Saliva Ejector is a perforated tube that's used to suction saliva from the patient's mouth. Constructed of medical grade vinyl tubing, it features a soft metal insert that enables the practitioner to shape it to best fit the individual patient. The companion Adapter Tube links the Saliva Ejector to the practitioner's vacuum system by a quick connect tip which speeds device changes.</p> <ul style="list-style-type: none"> <li>• Saliva Ejector</li> <li>• Adapter Tube</li> </ul> | <p>300-034A<br/>300-034B</p>           |



