

Objectives

What You Will Learn

A Perio Protect® seminar includes a lecture with numerous opportunities for questions and answers. After completion you should

- Understand the formation of oral biofilms and host responses to them.
- Understand the benefits and limitations of antimicrobial and mechanical therapies for biofilm control.
- Learn how and why antimicrobials with oxidative/reduction reactions control biofilms
- Learn how to incorporate antibiofilm therapies into existing treatment plans
- Understand when infected cells must be treated with surgery
- Be able to incorporate periopathogen control treatment into soft tissue management care
- Be able to help patients augment homecare regimes to manage periopathogens
- Understand better the relationship between periodontal disease, systemic inflammations and illness

To Register by Email
ce@aurumgroup.com

To Register or For Further Information Call

Toll Free 1-800-363-3989 or

Toll Free Fax 1-888-747-1233

"I have had amazing results with the Perio Protect® System. My personal patients have seen pocket reductions from 8 to 2mm."

Dr. Randolph Sun, Lakeport CA

REGISTRATION FEES

Dentist\$495.00

(Includes Lifetime Certification)

Team Members\$ 95.00

Applicable Tax Included

"Limited Seating"

Please register early to avoid disappointment

TORONTO, ON

Friday, September 17, 2010

Aurum Classic Laboratory

40 Pippin Road, Unit 11/12, Concord, ON

Tel (416) 410-1330

MONTREAL, QC

Saturday, September 18, 2010

Wyndham Montreal Aeroport

12505 Cote de Liesse, Dorval, QC

Tel 514-631-2411

Registration – 7:30 am

Course starts at 8:00 am

8:00 am – 4:00 pm

ADA C·E·R·P® | Continuing Education
Recognition Program

**AURUM CERAMIC / CLASSIC DENTAL / SPACE MAINTAINERS
LABORATORIES is an ADA Cerp Recognized Provider**

ADA CERP is a service of the American Dental Association to assist dental professionals in identifying quality providers of continuing dental education.

ADA CERP does not approve or endorse individual courses or instructors, nor does it imply acceptance of credit hours by boards of dentistry.

Aurum Ceramic Seminars designates this activity for 6 hours of continuing education credits.



Approved PACE Program Provider
FAGD/MAGD Approved Credit 6
06/01/2008 – 05/31/2012
Approved Provider # 208706

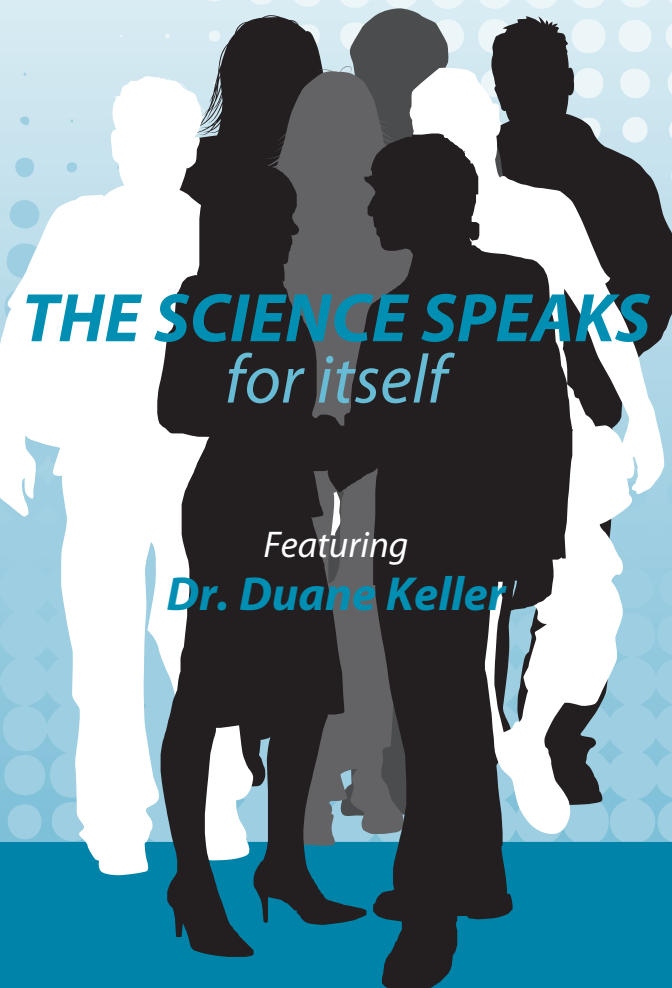
CANCELLATION POLICY

A full refund, less \$50.00 non-refundable administration fee will apply to cancellations with 5 or more business days notice. Less than 5 working days notice, one half (50%) of the registration fee will be refunded.

DISCLOSURE: Space Maintainers provides services that are discussed in this seminar. Dr. Duane Keller has a financial interest in the Perio Protect System.

SPACE MAINTAINERS

Proudly presents



THE SCIENCE SPEAKS
for itself

Featuring
Dr. Duane Keller

in

● **TORONTO, ON**
FRIDAY, SEPTEMBER 17, 2010

● **MONTREAL, QC**
SATURDAY, SEPTEMBER 18, 2010

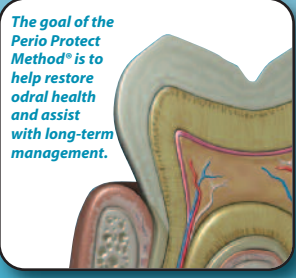
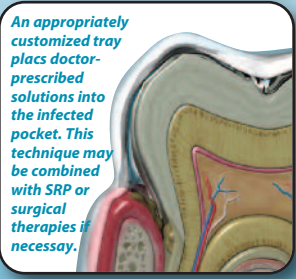
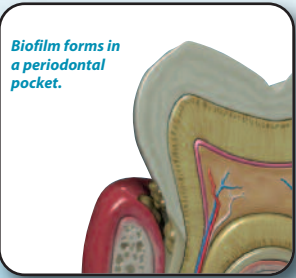
THE SCIENCE SPEAKS for itself

The Perio Protect Method® is a customized treatment to help manage biofilms in periodontal pockets. It combines the mechanical removal of subgingival biofilms (e.g. SRP) with a chemical therapy to alter the microbiological environment of the sulcus and disrupt biofilm growth. Although dentists determine the appropriate solution for individual patients, the most commonly prescribed medication is an oxidizing solution which debrides the slimy protective coating of biofilms and introduces oxygen into anaerobic pathogens can no longer survive. To deliver solutions into periodontal pockets, doctors can prescribe a customized tray. The tray places the solution in the pockets, preventing the medications from being quickly washed away.

The importance of an oxidizing agent is explained by the world's foremost biofilm expert Dr. John W. (Bill) Costerton: "When delivered deep into the sulcus with an appropriately customized prescription tray, this oxidizing agent kills planktonic cells very effectively and also kills the most exposed of the bacterial cells in the biofilms, the ones near the edges of the biofilm communities, until the communities themselves are eliminated. As the biofilm communities that cause periodontitis decrease, inflammation begins to subside, and the host has new opportunities to heal."

The Perio Protect Method® requires a doctor's prescription and supervision, but patients follow the treatment protocol at home. Re-evaluation visits are scheduled to monitor the patient's health. Doctors modify the treatment schedule as conditions improve.

Although not every patient can avoid surgery, the goal of the Method is to reduce the need for invasive procedures whenever possible. With good compliance, patients' response to treatment generally occurs within a few weeks and patient acceptance is exceptional. The Perio Protect Method® offers an easy-to-follow, comfortable treatment program and a practical homecare system for long-term management help.

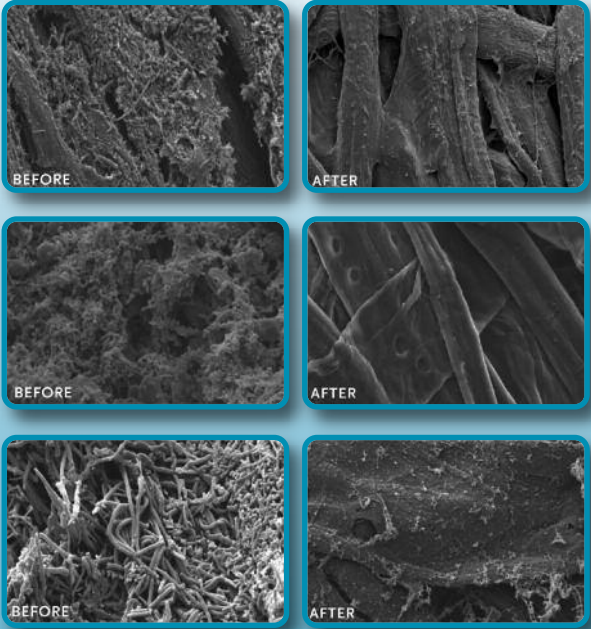


About the Speaker



Duane C. Keller DMD graduated from Washington University School of Dental Medicine and has maintained a successful private practice for thirty years in St. Louis, MO with an emphasis on TMD patients in chronic pain. As the Chief Scientific Officer for Perio Protect, LLC and a former educational officer for the IAO, Dr. Keller has been lecturing to national and international audiences for over twenty years. He has published more than 35 articles in professional journals, most recently in the Journal of the American Dental Association, and has patented numerous dental appliances and treatment methodologies. In 2004, the FDA cleared his Perio Tray® for the placement of doctor-prescribed medications into periodontal pockets.

Images from a scanning electron microscope illustrate the effect of the Perio Protect Method® on subgingival biofilms.



Paper point sample biofilm formation in a periodontal pocket before treatment *After treatment with the Perio Protect Method® the paper fibers are clearly seen and oxidized remains of biofilms are evident.*

These images were captured by dental microbiologist Christoph Schaudinn at the USC Center for Biofilms. For more details on the science behind the use of oxidizing agents to reduce oral biofilms with Perio Protect Method®, see "Periodontitis: an archetypical biofilm disease". JADA 2009 Aug;140(8):978-86

Schedule

- 7:30 Registration**
- 8:00 Biofilm Biology**
Biofilm matrix, Multi-cellular functioning, Growth and resilience, Normal host response, Pathologic host responses
- 9:00 Antimicrobial Treatments**
Overcoming crevicular flow, Maintain medications in the gingival sulcus, Review of literature and supportive studies Prescription tray protocol
- 9:45 Questions and Discussions**
- 10:00 Break**
- 10:15 Non-Invasive Treatment Options**
- 11:00 Case Studies and Problem Solving**
Clinical applications, Possible complications
- 12:00 Lunch Break**
- 1:00 Implementing New Treatment in Your Office**
presenting Perio Protect® to patients, Increasing office revenue, Insurance and billing, Acquiring new patients, Follow-up appointments, Incorporate into homecare
- 2:00 Oral-Systemic Links**
Systemic inflammation, Cardiovascular disease, Type II diabetes, Pregnancy, Respiratory disease
- 3:30 Seminar Evaluations and Q&A**

- TORONTO, ON**
Friday, September 17, 2010
- MONTREAL, QC**
Saturday, September 18, 2010

Dr.: _____

Team Members: _____

Address: _____

City/Prov: _____

Postal Code: _____

Telephone: _____

Fax: _____

Unique ID #: _____

AGD #: _____

CDA/RDH #: _____

Paid by: Mastercard
 Visa
 Cheque
 Account No. _____

Credit Card No.: _____

Expiry: _____

Signature: _____