

BRIDGES

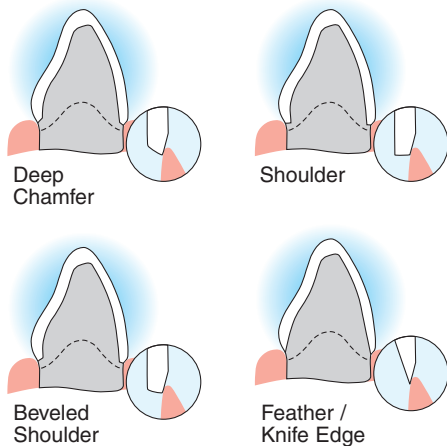
NATURALGOLD™ CROWNS & BRIDGES

Chairside Preparation

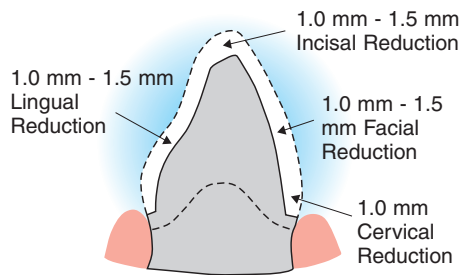
GENERAL CONSIDERATIONS

Techniques Tips:

- Use feather edge, deep chamfer or shoulder (preferred) preparation (bevel preparations not recommended).
- Be sure to carry the margin interproximally to reduce metal shadow and ensure esthetic quality.
- For a porcelain to margin finish, prepare a chamfered shoulder 0.5 mm subgingivally on the labial aspect of the tooth.
- Tissue must be retracted during impression so that the resultant die is a complete reflection of the prepared shoulder.
- For superior esthetics, you may wish to select a PORCELAIN BUTT MARGIN.



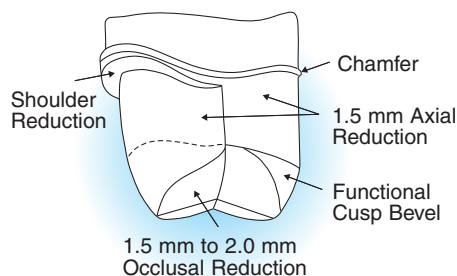
ANTERIOR CROWN PREPARATION



Technique Tips:

- Incisal reduction should allow for no less than 2 mm of porcelain in final restoration.
- Ensure a minimum labial reduction of 1.5 mm (insufficient labial reduction can cause poor translucency, bucked centrals and angry patients).

POSTERIOR CROWN PREPARATION



Cementation Guidelines

1. NaturalGold crowns or bridges can be cemented with any conventional cement (Glass ionomer, resin ionomer, adhesive resin cement, Zinc Phosphate, etc.) or can be bonded with Multilink or Panavia F (follow manufacturers directions).

NOTE: Cements with higher expansion rates (e.g., hybrid ionomer cements) must NOT be used.

2. Tooth should present as smooth a surface finish as possible. Smooth dentin surfaces are more easily cleaned of debris which can inhibit chemical bonding.
3. Avoid contaminating surface of dentin with wax, oil, varnish or any protein material which can inhibit chemical bonding.
4. Clean tooth surfaces. Tooth surface should not be dehydrated when cement is applied. Excessive drying concentrates protein debris and prevents efficient wetting of tooth surface.
5. Never use varnishes to protect tooth if polyacrylic acid cements are used (prevents chemical bonding to tooth structure).
6. Margins of cement should be protected with varnish after initial set (5 to 6 minutes). Under no circumstances should saliva come into direct contact with unset cement.

© Aurum Ceramic Dental Laboratories LLP. (2009). Reproduction of this work in whole or in part, by any means whatsoever, is strictly prohibited without the express written consent of Aurum Ceramic Dental Laboratories LLP.