




This book can add over \$100,000 a year to your practice.

It's easy to become an Appliance Therapy practitioner. Here's everything you need:




- **250-page, full-color manual** "Principles of Appliance Therapy for Adults and Children."

The most comprehensive and up-to-date Appliance Therapy reference available. Everything you need to implement Appliance Therapy into your general practice.

- **And for an additional fee, receive the Comprehensive Home Study Course**

- 10 units of A.G.D. CE credits given.
- 120-minute video lecture.
- Self-administered examination.
- Certificate of achievement (suitable for framing).



Discover the Hidden Value in Your Practice With Appliance Therapy Home Study Course

The "Principles of Appliance Therapy for Adults and Children" is an invaluable chairside reference source.

It contains treatment philosophy and possibilities, diagnostic procedures and detailed color photographs and descriptions of hundreds of appliances.

Here's a typical appliance description...

Diagnosis	Appliance
To move teeth prior to placing veneers. To improve unsightly crowded teeth.	Appliance Number: 1076B

Quickly find the correct appliance.

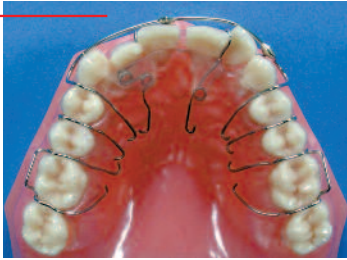
Exclusive cross-reference chart leads you to the correct appliance for your patient.

INDIVIDUAL TOOTH MOVEMENT

Hundreds of photos
Full-color, detailed photographs of hundreds of appliances.

Easily find tools and accessories
Icons lead to the correct brackets, prescription forms, tools and accessories.

See related appliance configurations
Related appliance configurations follow in the same section.



1076B Multi-spring Appliance U/L

A properly designed removable appliance can be used to accomplish multiple tooth movements. In this example, our objective is to close the space between the centrals, create room in the arch form for the blocked out laterals and guide the laterals into place. This design shows the use of two different mesial kicker springs to move the centrals, a re-curved spring to move one of the laterals labially and a T-spring to move the other lateral lingually. To accomplish the numerous movements, they must be done sequentially. Do not attempt to activate all the springs at once.



1076C Multi-spring Appliance

Esthetics and strength are the key advantages to this popular design. The anterior bridge is made strong by attaching each tooth separately to a specially designed, stainless steel pad (a Space Maintainers exclusive). Each unit is then welded and soldered to the arch wire.



17 appliance categories
One of 17 different appliance category sections from space maintenance to sleep apnea.

Description and objectives
Description of appliance and desired objectives of therapy.

Advice and protocols
Expert advice on treatment procedures and protocols.

Order today and become an Appliance Therapy Practitioner tomorrow.
Call 1.800.661.9567

Choose from these two options:

Manual Only — Call 1-800-363-3989
The Principles of Appliance Therapy for Adults and Children manual.

And for an additional fee, receive the Comprehensive Home Study Course, 120-minute videotape lecture, examination and certificate, 10 units of A.G.D. CE credit.

No-risk guarantee. Complete satisfaction or your money back, no questions asked.



Vancouver - Calgary - Ottawa - Toronto