

# Twin Force<sup>®</sup>

Bite Corrector Device

Twice the benefit in half the time



 **CERUM  
ORTHO**  
ORGANIZERS

🍁 A CANADIAN COMPANY 🍁

## Discover the strength and durability of Twin Force® Bite Corrector

*Twin Force* Bite Corrector is a revolutionary orthodontic intraoral device for the correction of Class II and Class III dental occlusion. Now, even your most non-compliant patients can make the move to an ideal Class I molar relationship faster with less discomfort than any other device on the market today. *Twin Force* Bite Corrector is an easy and quick device to use, and requires no adjustment. And only *Twin Force* Bite Corrector offers continual dual force technology for fast, gentle continuous force to both the maxilla and mandible.

### Get more results in less time with *Twin Force* Bite Corrector

Class II or Class III correction can take anywhere from 6 to 12 months with standard treatment techniques. The *Twin Force* Bite Corrector can provide the same treatment results in half the time without patient compliance and frequent adjustments. No other device available today performs like *Twin Force* Bite Corrector. From its ease of use to its simplicity, *Twin Force* Bite Corrector is the device you've been looking for. You install it in minutes and let it do its job.

### Precision is in the parts

The success of *Twin Force* Bite Corrector is inherent in its exceptional design. That's because *Twin Force* Bite Corrector is manufactured to the highest standards in the industry. And unlike other devices on the market, it is not associated with breakage due to the precision machining of this second generation *Twin Force* Bite Corrector.

High quality titanium clamps and screws reduce slippage. Plus, instead of using traditional hex screws that can strip or loosen, *Twin Force* Bite Corrector screws are square for a secure fit. All components are laser welded, ensuring that each part functions as a single unit, minimizing separation.



*"I have achieved optimal results with the Twin Force Bite Corrector. Predictable Class II treatment therapy is enhanced with this patient friendly appliance."*

— Ravindra Nanda, BDS, MDS, PhD



**Dependable and reliable**—Nickel titanium springs exert continual low forces with predictable results in a minimal amount of time



**Easy to use**—Titanium components provide a secure lock onto the archwire, allowing every placement and removal of this single-piece appliance to be done chair side in just seconds



**Time and cost savings**—No waiting for the lab to fabricate the appliance



**No patient cooperation required**—Maximum results with minimal patient cooperation

**Comfortable**—Increased lateral excursion not found with most distalizing appliances

**Versatile**—Suitable for both extraction and non-extraction cases

### More hygienic and more comfortable

*Twin Force* Bite Corrector takes the idea of functional esthetics to a new level. The small, smooth, hygienic, dual force modules are enclosed in cylinders that don't create food traps. Plus, the increased lateral excursion feature makes the *Twin Force* Bite Corrector more comfortable than other devices, which translates to happier, satisfied patients.

### *Twin Force* Bite Corrector is available in Anchor Wire and Double Lock configurations in two sizes

*Twin Force* Bite Corrector Anchor Wire

*Twin Force* Bite Corrector Double Lock





**Twin Force Bite Corrector has new size measuring for an even better patient fit**

1. Diagnose patient—Facially, skeletally, dentally, and functionally (condylar position).
2. Begin with a fully pre-programmed appliance like Ortho Organizer's Elite® Opti-MIM® Bracket System.
3. Align maxillary dentition to be normal as it relates to the maxilla.
4. Align mandibular dentition to be normal as it relates to the mandible.
5. Lower arch should be flat, bite sufficiently open; a lower lingual arch is recommended.
6. To determine which size to use, follow the specific directions listed in the next column.

For more information, please visit [www.aurumgroup.com](http://www.aurumgroup.com) or call our Customer Service Department at **800-661-9567**



**Twin Force®**  
Bite Corrector Device

© 2006 Ortho Organizers, Inc.  
All rights reserved. 011807 #999-165

**Size measuring directions**

**Twin Force Bite Corrector Anchor Wire**

**Class II**

- a. Have the patient bite down.
- b. Measure from the distal edge of the lower cuspid bracket to the distal end of the upper molar facebow tube (Figure 1).
- c. See the chart below for measurement ranges (A) and part numbers.

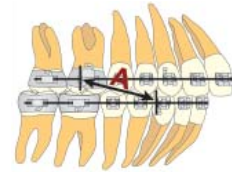


Figure 1.

**Class III**

- a. Have the patient bite down.
- b. Measure from the distal edge of the upper cuspid bracket to the distal end of the lower 1st molar lip bumper tube (Figure 2).
- c. See the chart below for measurement ranges (A) and part numbers.

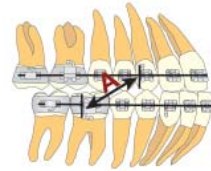


Figure 2.

"A" Measurement		Order Part Number
Minimum	Maximum	
(mm)	(mm)	
27	36	424-211Ti
32	48	424-210Ti

**Twin Force Bite Corrector Double Lock**

**Class II**

- a. Have the patient bite down.
- b. Measure from the distal edge of the lower cuspid bracket to the mesial end of the upper 1st upper molar tube (Figure 3).
- c. See the chart below for measurement ranges (A) and part numbers.

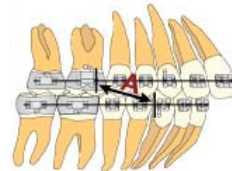


Figure 3.

**Class III**

- a. Have the patient bite down.
- b. Measure from the distal edge of the upper cuspid bracket to the mesial end of the lower 1st molar tube (Figure 4).
- c. See the chart below for measurement ranges (A) and part numbers.

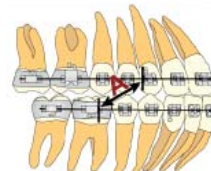


Figure 4.

"A" Measurement		Order Part Number
Minimum	Maximum	
(mm)	(mm)	
23	32	424-216Ti
27	36	424-215Ti



**A CANADIAN COMPANY**