

All-Ceramic or Composites



IPS Empress® Esthetic (Advanced Cosmetic)

Individually characterized ceramic core (in all Vita* and Chromascop® shades) covered with layered incisal and transparent materials. Beautifully esthetic restorations. Accurately reproduces light transmission and translucency found with natural teeth. High flexural strength values. Tensile strength of 200 MPa.

*Recommended Shade Guides: Ivoclar Chromascop®, Vita Lumin, Vitapan 3D-Master.
Bonding: Must be bonded using dual cured resin cement with companion enamel/dentin bonding agent.
Light cure only resin cement can be used for veneers.*

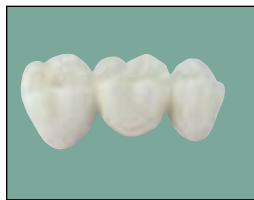
* Vita is a registered trademark of the Vita Zahnfabrik Company



Aurum's Cristal Veneers™

Ultra thin. Ultra conservative. Ultra beautiful. Combination of proven thermo-pressing technology and exclusive glass-ceramic materials provides high strength and precise marginal fit. Can be as thin as .4 mm. Incisals can be layered with translucent powders for exceptional esthetics. Adhesively bonded to tooth structure.

*Recommended Shade Guides: For basic shades, use the Chromascop or Vita Lumin Shade Guides.
For bleached shades, use the Chromascop Bleached Shade Guide or Vita 3D Master Bleached Shade Guide.
Bonding: Must be bonded using dual cured resin cement with companion enamel/dentin bonding agent. Light cure only resin cement can be used for veneers.*



Contessa™ Zirconia

Accurate, life-like all-ceramic restorations anywhere in the mouth. Precision CAD/CAM milled with Zeno® Tec technology for single crowns and longer span anterior or posterior bridges. Yttria-stabilized Zirconium core "hard sintered" leading to high (1300 MPa) flexural strength. Larger Zirconia disc size allows milling of more extensive substructures than possible with competing systems.

New generation veneering ceramics either pressed or layered over substructure for superb esthetics. Coping stopped one mm short of margin. Porcelain then pressed from margin to incisal edge for unsurpassed esthetics. Traditional, conservative 360° butt or chamfer preparations. Conventionally cemented with your favourite C&B cement.

*Recommended Shade Guides: For basic shades – Vita Lumin, Vitapan 3D-Master, Chromascop®.
For bleached shades – Chromascop® Bleached Shade Guide, Vitapan 3D-Master Bleached Shade Guide or Illuminé Shade Guide.
Conventional Cementation: Use any conventional PFM cement (Glass Ionomer, resin ionomer, adhesive resin cement, Zinc Phosphate, etc.) or can be bonded with Multilink or Panavia F (follow manufacturers directions).*



PROCERA® AllCeram

A densely sintered Zirconia oxide coping ensures high biaxial strength, optimal fit, non-porosity and remarkable esthetic qualities. Translucent coping is combined with a porcelain formulated to make the most of the copings inherent esthetic potential.

*Recommended Shade Guide: Vita Lumin, Vitapan 3D-Master.
Conventional Cementation: Use any conventional PFM cement (Glass Ionomer, resin ionomer, adhesive resin cement, Zinc Phosphate, etc.) or can be bonded with Multilink or Panavia F (follow manufacturers directions).*



Zeno® Tec

Unique adaptive scanning process ensures outstanding accuracy of < 20 µm. Larger Zirconia disk allows precision CAD/CAM milling of more extensive substructures than possible with competing methods. Frameworks "hard sintered" for 12 hours leading to final flexural strength of 1300 MPa. New generation veneering ceramics either pressed or layered over substructure for greater fracture resistance and truly superior final vitality and esthetics.

*Recommended Shade Guides: For basic shades — Vita Lumin, Vitapan 3D-Master, Chromascop Shade Guides.
For bleached shades — Chromascop Bleached Shade Guide, Vitapan 3D-Master Bleached Shade Guide, Illuminé Shade Guide.
Conventional Cementation: Use any conventional PFM cement (Glass Ionomer, resin ionomer, adhesive resin cement, Zinc Phosphate, etc.) or can be bonded with Multilink or Panavia F (follow manufacturers directions).*

New Age Composites



Cristobal® +

Proven in clinical situations since 1993. Natural esthetics and translucency defies detection in the mouth. Exclusive post-curing polymerization process provides high hardness values, exceptional fracture resistance and superb marginal integrity. Supplies tremendous wear resistance. Superior chairside polishability.

*Recommended Shade Guide: Vita Lumin, Vitapan 3D-Master.
Bonding: Must be bonded using dual cured resin cement with companion enamel/dentin bonding agent.
Light cure only resin cement can be used for veneers.*



Aurum Tandem™ Bridge

Conservative, proven replacement of one or two posterior teeth. Tandem bridges feature the strength (900 MPa) and fit of a Zirconia framework, completely surrounded with composite material for natural esthetics, wear resistance and the ability to bond to the prepared teeth. Indicated for up to two pontic posterior bridges (depending on clinical situation), Crowns (all teeth through second molar) and Inlays/Onlays (all teeth).

*Recommended Shade Guides: Vita Lumin, Vitapan 3D-Master.
Bonding: Must be bonded using dual cured resin cement with companion enamel/dentin bonding agent.*

¹ Up to two pontic bridges (depending on clinical situation). Crowns (all teeth through second molar).

Pressable Ceramics Over Metal



Princess™

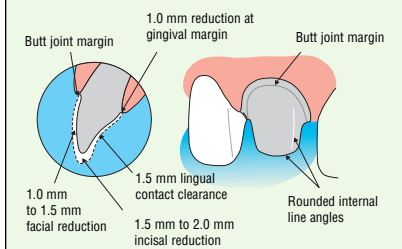
Supplies 360° low-fusing all ceramic margins on high noble substructure. Full 1 – 2 mm of beautiful thermo-pressed ceramic past the finished metal coping for optimal esthetics. Fits more precisely and stronger than hand-layered alternatives. Can be utilized for posterior inlay bridges.*

*Recommended Shade Guides: Ivoclar Chromascop®, Vitapan 3D-Master, Vita Lumin.
Conventional Cementation: Use any conventional PFM cement (Glass Ionomer, resin ionomer, adhesive resin cement, Zinc Phosphate, etc.) or can be bonded with Multilink or Panavia F (follow manufacturers directions).*

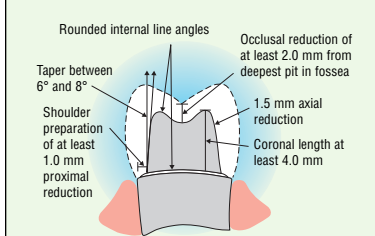
ANTERIOR			POSTERIOR			
Crowns	Bridges	Veneers	Crowns	Bridges	Inlays	Onlays
✓	NO	✓	✓	NO	✓	✓
		✓				
✓	✓	NO	✓	✓	NO	NO
✓	NO	NO	✓	NO	NO	NO
✓	✓	NO	✓	✓	NO	NO
NO	NO	NO	✓	✓	✓	✓
NO	1	NO	1	1	✓	✓
✓	✓	NO	✓	*	NO	NO

PREPARATION

ANTERIOR ALL-CERAMIC CROWNS



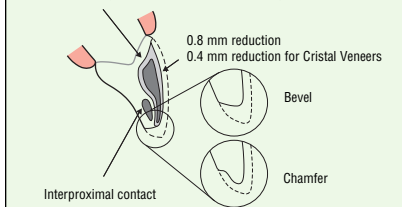
POSTERIOR ALL-CERAMIC CROWNS



VEENEERS

- chamfer lingual preparation.
- interproximal contact intact.
- 0.5 mm labial gingival finishing line.

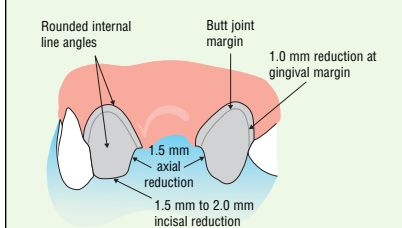
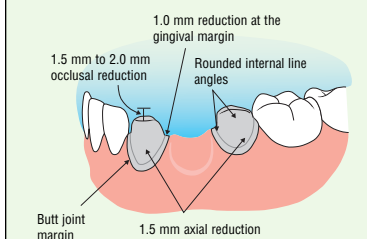
Extension of proximal margin to close space



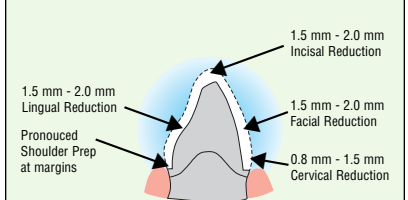
- overlap of incisal edge recommended.
- long bevel lingual preparation.
- lingual butt margin provides greatest strength as butt shoulder.
- all line angles rounded, preparation smooth.

ANTERIOR 3-UNIT BRIDGES

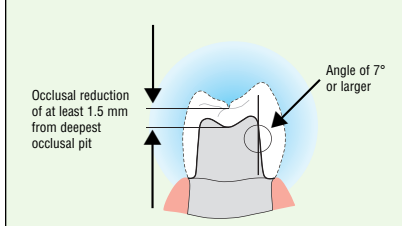
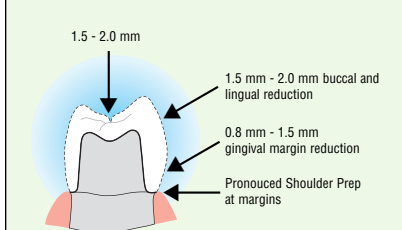
- heavy chamfer or shoulder preparation of 1 mm at a 90° - 110° angle (butt joint margin).
- minimum 4 mm x 4 mm connector joints recommended.
- maximum Pontic Span: 9 mm Posterior to Canine or 11 mm Anterior.



CAD/CAM PREP ANTERIOR



CAD/CAM PREP POSTERIOR



Fixed Price Porcelain Fused to Metal



Arizona™

Most lifelike PFM available. High noble framework cast thin for beautiful incisal edge and superior marginal integrity. Cast coping stronger than any gold foil. Collarless design, no metal display with porcelain butt margin. Normal tooth preparation (doesn't require deep chamfer margins). Use any conventional cement.

Recommended Shade Guides: Vita Lumin, Vitapan 3D-Master, Chromascop®.

Conventional Cementation: Use any conventional PFM cement (Glass Ionomer, resin ionomer, adhesive resin cement, Zinc Phosphate, etc.) or can be bonded with Multilink or Panavia F (follow manufacturers directions).

¹ Up to six unit anterior or posterior bridges.

Temporization



NaturalTemps™ / Super NaturalTemps™

Custom laboratory-crafted provisionals that last months. Feature natural line angles, embrasures, surface texture and occlusion. Relined at chairside for long-term adjustable fit. NaturalTemps utilize denture teeth in full range of shade, mould and size options for shorter-term temporaries. Super NaturalTemps created from acetyl resin technology that is up to 20 times harder than standard acrylic for true long-term temporization (Advanced Cosmetic techniques provide life-like incisal areas).



AE (Advanced Esthetic) Temps™

Revolutionary combination of exceptionally high flexural strength and unsurpassed world-class esthetics. Superior physical properties, durability and wear resistance allows even full mouth reconstruction and implant cases to be temporized with perfect confidence. Perfect diagnostic try-in tool as well. Monomer-free.



ACCES™ (Advanced Cosmetic Communication and Esthetic System)



Mock-up

Show patients interested in a more esthetic smile a customized presentation of what can be achieved – without having to prep or numb the teeth. Based on actual patient models. Wax added to incisal edges, occlusal table and buccal corridors to produce more cosmetic smile. Simple temp matrix fabricated of mock-up and returned to dental office for intra-oral placement.



Diagnostic Wax-up

Natural-looking three-dimensional representation of final case. Indicated for crowns, bridges, veneers and implants as well as Advanced Cosmetic cases. Powerful patient communication tool. Dramatically increase treatment acceptance rates by allowing patient to view shape and contour of teeth. Allows careful planning of function, anterior guidance and cuspid rise.

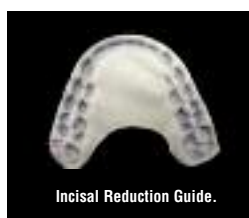
Indices and Stents (Created from approved Diagnostic Wax-up.)



Labial Reduction Prep Guides.

Prep Indices

Provides four "views" including incisal reduction (to ensure teeth are in proper arch form) and Labial Prep Guide sectioned to allow portions to be "pulled away" to verify amount of labial reduction needed over 3 planes (gingival, body and incisal).

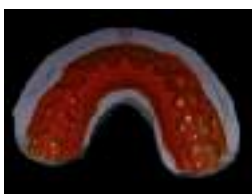


Incisal Reduction Guide.



Sil-Tech Bite Stents

Reflects bite registration prior to preparation. Maintains correct vertical and anterior/posterior position of the lower arch. When totally relined, reflects prep-to-prep relationship.



Temporary Stents

Allows quick fabrication of outstanding in-office temporaries – within ten (10) minutes.

Cosmetic Adjunctive Products



Removable Anatomical Orthotic

Clear acrylic splint with full occlusal anatomy. Ball clasps placed in posterior areas for retention. Repositions lower arch in full mouth reconstruction cases, allowing patient's muscles to become accustomed to new bite position. Designed so patient can wear 24 hours a day, seven days a week without impeding normal functions (eat, sleep, etc.).

NOTE: Tens bite or myo bite registration must accompany impressions or models with prescription to allow appliance to be constructed.



Fixed Orthotic

Bonded to patient's un-prepped upper or lower arch while opposing arch being restored or to un-prepped arch for diagnostic purposes. Maintains proper vertical and anterior/posterior position of arch. High patient compliance, not removable.

	ANTERIOR			POSTERIOR			
	Crowns	Bridges	Veneers	Crowns	Bridges	Inlays	Onlays
Arizona™	✓	1	NO	✓	1	NO	NO
NaturalTemps™ / Super NaturalTemps™	NO	✓	NO	NO	✓	NO	NO
AE (Advanced Esthetic) Temps™	NO	✓	NO	NO	✓	NO	NO
ACCES™ (Advanced Cosmetic Communication and Esthetic System)							
Mock-up	✓	✓	✓	✓	✓	NO	NO
Diagnostic Wax-up	✓	✓	✓	✓	✓	NO	NO
Prep Indices	✓	✓	✓	✓	✓	NO	NO
Sil-Tech Bite Stents	✓	✓	✓	✓	✓	NO	NO
Temporary Stents	✓	✓	✓	✓	✓	✓	✓
Removable Anatomical Orthotic							
Fixed Orthotic							

INLAYS

ONLAYS

ANTERIOR INLAY BRIDGE

POSTERIOR INLAY BRIDGE

PRESSABLE CERAMICS OVER METAL

Preparation must include 180° or 360° beveled shoulder margin

- reduce anatomically for full crowns.
- provide enough room to allow adequate strength. Suggested 2 mm occlusal clearance.

ANTERIOR PFM CROWN

POSTERIOR PFM CROWN